

Original Research Paper

# Colormap Development for Night Vision from Synthetic Imagery

<sup>1</sup>H.A. Qadir and <sup>2</sup>S.P. Kozaitis

<sup>1</sup>Electrical Engineering, Salahaddin University, Zanko St Arbil, Iraq

<sup>2</sup>Department of ECE, Florida Institute of Technology, Melbourne, USA

## Article history

Received: 2014-11-2014

Revised: 05-12-2014

Accepted: 20-12-2014

Corresponding Author:

S.P. Kozaitis,

Department of ECE, Florida

Institute of Technology,

Melbourne, USA

Email: [kozaitis@fit.edu](mailto:kozaitis@fit.edu)

**Abstract:** We presented a method for colorizing fused imagery using a synthetic image as the color source. Imagery acquired at night from two sensors with different spectral bands were fused into a single image. We used a color transfer method based on a look-up table approach to change the false color appearance of the fused image to a natural appearance. Because the resulting multiband fused image is highly dependent on the colors is a reference image, we generated a synthetic reference image. We showed that this approach could lead to more realistic color representation for images acquired in dark environments.

**Keywords:** Color Night Vision, Image Fusion, Night Navigation

## Introduction

Night vision images are often represented in monochrome shades of a single color. However, it is widely accepted that full color images are more desirable. The human eye can distinguish only about 100 shades of gray scale compared to more than 400 hues and about 20 saturation levels per hue (Haq *et al.*, 2010). Therefore, color image representation of night vision imagery may lead to better scene recognition and object detection and may improve human performance and reduce reaction time (Hogervorst and Toet, 2008).

Thermal Infrared (IR) and Low-Light-Level (LLL) visible cameras are popular night imaging sensors that are widely used for surveillance and security applications (Zhang *et al.*, 2009). A thermal camera provides information on objects radiating thermal energy and is useful for applications in a visibly dark area, such as seeing through fog. However, it is not as useful at capturing background information such as trees, leaves and grass in natural scenes. On the other hand, an LLL visible camera can often provide the background information reflecting visible and near infrared light in great detail (Gu *et al.*, 2008; Liu and Huang, 2010).

Thermal IR and LLL visible cameras are not sufficiently capable for night vision when used individually (Wang *et al.*, 2004). Their outputs are usually fused into a single image, which can give a more detailed image than either of the sensors individually; unfortunately, the result often has an unnatural color appearance. Therefore, a color transfer

technique is required to change from a false to a natural color appearance.

A method has been invented for correcting colors in a target image by borrowing color characteristics from a reference image (Reinhard *et al.*, 2001). In this approach, colors are transferred between two images by rendering the means and standard deviations of target and reference images in an uncorrelated *lab* color space (Ruderman *et al.*, 1998). Welsh *et al.* (2002) introduced a general technique to colorize a grayscale image by borrowing colors from a reference daytime image. They used the same color transfer concept, but since a grayscale image was represented by a one dimensional distribution, they only matched the luminance channels reference color image and the grayscale target image. Toet (2005) applied Welsh's idea to give single band intensified night vision imagery a natural daytime color appearance and showed that a color transfer method can be applied to transfer the natural color characteristics of a daytime color image to a fused multiband night vision image (Toet, 2003; Reinhard *et al.*, 2001).

The main drawback of this statistical approach is that a large object in the reference image could dominate the color mapping and it only addresses the global color characteristics of the depicted scene. Hogervorst and Toet (2008) described an alternative Lookup Table (LUT) based method that alleviates the drawbacks of the statistical approach. They derived a colormap from the combination of a nighttime false color fusion image and a corresponding daylight color

image. In addition, this approach is fast enough to be realized in real-time applications.

The appearance of the final fused image is highly dependent on the colors in the reference image. Recently, Levin *et al.* (2004) reported a unique method for colorizing a grayscale image. In their approach, an image was annotated with color scribbles and those colors were automatically propagated in both space and time to produce a fully colorized image. Inspired by their work, we proposed an approach which can be utilized to enhance the method developed by Hogervorst and Toet (2008). We presented a simple color enhancement method for deriving a colormap and show how one can use the false color fused image to derive a colormap if the daytime reference image is not available.

## Method and Results

### *Color Enhancement Technique Using a Look-up Table*

The process for deriving a colormap from a multiband fused image and its corresponding registered reference image has been previously discussed (Hogervorst and Toet, 2008). The colors of a fused image are heavily dependent on the colors in the reference image used. A false color fused image is shown in Fig. 1a, which is the result of the fusion of the thermal and visible images and the reference scene shown in Fig. 1b. Fig. 1c shows the colorized result where it can be seen that the trees appear

darker than the reference scene. The clouds and sky regions in the fused and reference images are different, so it is difficult to get their colors correct in the colorized results. The trees in the colorized result appear darker than in the reference image.

A simple way to improve the color appearance in the final result is to “scribble” reasonable colors in regions of interest in a reference image as shown in Fig. 2a. The scribbles will not become visible in the resulting image because the average color of a group of pixels is calculated in the process of deriving a colormap. For example, the derived color for the trees in the colorized fused image in Fig. 2b is due to the average values of the trees and scribbles in the reference image. As can be seen, the color appearance of the final result shown in Fig. 2c is improved when compared to the result shown in Fig. 1c.

Figure 3 shows an additional example of the color enhancement method used here. Figure 3a shows the fused image directly from the sensors and Fig. 3b and 3c show the reference image and reference image with scribbles. As before, the color appearance in the colorized image due to a reference image with scribbles shown in Fig. 3e gives a more natural appearance when compared to the resulting image due to a reference image without scribbles shown in Fig. 3d. In addition, in Fig. 3d, the sky color appears gray while in Fig. 3e it appears in blue. Furthermore, the grass and trees appear as more distinct colors in Fig. 3e than in Fig. 3d.




Fig. 1. Color transfer from a daylight reference image (a) multiband fused image (b) reference image (c) colorized result




Fig. 2. Color transfer from a daylight reference image using "scribbles" (a) reference image (b) colorized result



Fig. 3. Additional example of color transfer from a daylight reference image (a) multiband fused image (b) reference image (c) reference image using "scribbles" (d) colorized result using Fig. 3b as reference (e) colorized result using Fig. 3c as reference




Fig. 4. Example of color transfer from a synthetic reference image (a) multiband fused image (b) original unsuitable reference image (c) synthetic reference image using “scribbles” (d) colorized result

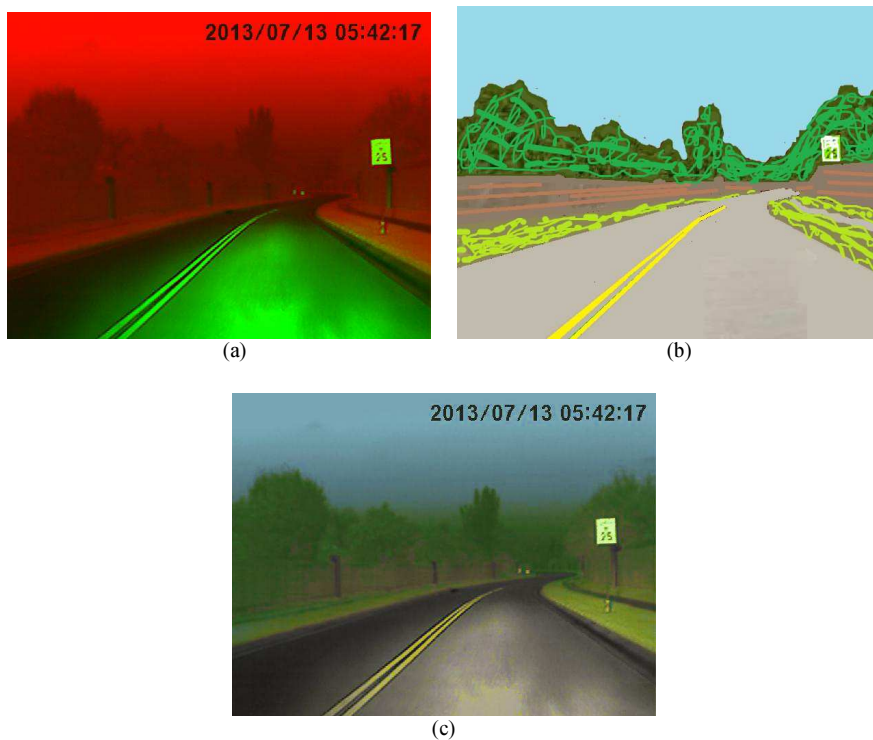


Fig. 5. Additional result of color transfer from a synthetic reference image (a) multiband fused image (b) synthetic reference image using “scribbles” (c) colorized result

### Colormap from a Synthetic Image

Often, a fused image cannot be registered well to a reference image. For example, if an image of a scene is taken by a camera at an angle different from that of the reference, then a synthetic view of the scene could be generated and used to derive the colormap. One way to make a synthetic view of a scene is to manually colorize a copy of the multiband fused image. An example of this approach is shown in Fig. 4. Figure 4a shows the original fused image and Fig. 4b shows the original reference image, which is difficult to register properly and so will not produce a good result. Therefore, the fused image was manually colored to produce the reference image shown in Fig. 4c. As can be seen in the resulting colorized image in Fig. 4d, objects have a natural appearance closely resembling the corresponding daytime image. Another example is shown in Fig. 5 with similar results.

### Conclusion

We demonstrated that by manually annotating a reference image, an improved colormap can be derived for night vision applications. In the case where a reference image is not available, the method can be used on the initial fused image to generate a synthetic reference image. In both cases, we found the resulting colorized night vision images to be superior when compared to not annotating the reference image. Such a method may provide useful for making night imagery appear more day-like in nature.

### Acknowledgment

Support of H. Qadir by the Higher Committee for Education Development in Iraq is acknowledged.

### Author's Contributions

**H. Qadir:** Participated in collecting and analyzing data, and contributed to writing of the manuscript.

**S. Kozaitis:** Participated in analyzing data and contributed to writing of the manuscript.

### Funding Information

A portion of this work was funded through the Higher Committee for Education Development in Iraq.

### Ethics

This work has not been published elsewhere.

### References

- Gu, X., S. Sun and J. Fang, 2008. Real-time color night-vision for visible and thermal images. Proceedings of the International Symposium on Intelligent Information Technology Application Workshops, Dec. 21-22, IEEE Xplore Press, Shanghai, pp: 612-615. DOI: 10.1109/IITA.Workshops.2008.110
- Haq, A.U., I. Gondal and M. Murshed, 2010. Automated multi-sensor color video fusion for nighttime video surveillance. Proceedings of the IEEE Symposium on Computers and Communications, Jun. 22-25, IEEE Xplore Press, Riccione, Italy, pp: 529-534. DOI: 10.1109/ISCC.2010.5546791
- Hogervorst, M.A. and A. Toet, 2008. Method for applying daytime colors to nighttime imagery in realtime. Proceedings of the SPIE Defense and Security Symposium, (DSS' 08), SPIE, pp: 697403-697403. DOI: 10.1117/12.776648
- Levin, A., D. Lischinski and Y. Weiss, 2004. Colorization using optimization. ACM Trans. Graph., 23: 689-694. DOI: 10.1145/1015706.1015780
- Liu, G. and G. Huang, 2010. Color fusion based on EM algorithm for IR and visible image. Proceedings of the 2nd International Conference on Computer and Automation Engineering, Feb. 26-28, IEEE Xplore Press, Singapore, pp: 253-258. DOI: 10.1109/ICCAE.2010.5451488
- Reinhard, E., M. Adhikhmin, B. Gooch and P. Shirley, 2001. Color transfer between images. IEEE Comput. Graph. Applic., 21: 34-41. DOI: 10.1109/38.946629
- Ruderman, D.L., T.W. Cronin and C. Chiao, 1998. Statistics of cone responses to natural images: Implications for visual coding. JOSA A, 15: 2036-2045. DOI: 10.1364/JOSAA.15.002036
- Toet, A., 2003. Natural colour mapping for multiband nightvision imagery. Inform. Fus., 4: 155-166. DOI: 10.1016/S1566-2535(03)00038-1
- Toet, A., 2005. Colorizing single band intensified nightvision images. Displays, 26: 15-21. DOI: 10.1016/j.displa.2004.09.007
- Wang, L., S. Shi, W. Jin and Y. Zhao, 2007. Color fusion algorithm for visible and infrared images based on color transfer in YUV color space. Proceedings of the Multispectral Image Processing, Nov. 15-17, SPIE, USA, pp: 67870S. DOI: 10.1117/12.748781
- Welsh, T., M. Ashikhmin and K. Mueller, 2002. Transferring color to greyscale images. ACM Trans. Graph., 21: 277-280. DOI: 10.1145/566654.566576
- Zhang, J., Y. Han, B. Chang, Y. Yuan and Y. Qian *et al.*, 2009. Real-time color image fusion for infrared and low-light-level cameras. Proceedings of SPIE Advances in Infrared Imaging and Applications, (IIA' 09), SPIE, pp: 73833B-73833B. DOI: 10.1117/12.835790